

**BS 1868 & API 6D, ISO 14313,
ASME B16.34**



Item	Description	Material of construction**			
		Carbon Steel	Carbon Steel (Low Temp.)	Alloy Steel	Stainless Steel
1	Body	A 216 Gr.WCB	A 352 Gr.LCB	A 217 Gr.C5	A 351 Gr.CF8M
4	Disc	A105 + ER 410	A 182 Gr.F304	A 182 Gr.F6a	A 182 Gr.F316
5	Seat Ring	A105 + Stellite	A 182 Gr.F304	A 182 Gr.F6a + Stellite	----
13	Cover	A 216 Gr.WCB / A 515	A 352 Gr.LCB / A 182	A 217 Gr.C5	A 351 Gr.CF8M
20	Cover Bolt & Nut	A 193 Gr.B7 / A 194 Gr.2H	A 193 Gr.B7 / A 194 Gr.2H	A 193 Gr.B7 / A 194 Gr.2H	A 193 Gr.B7 / A 194
27	Bracket Stud &	A 193 Gr.B8 / A 194 Gr.8	A 193 Gr.B8 / A 194 Gr.8	A 193 Gr.B8 / A 194 Gr.8	A 193 Gr.B8M / A 194
28	Gasket	S.S. 304 / Graphite	S.S. 304 / Graphite	S.S. 304 / Graphite	S.S. 316 / Graphite
38	Washer	AISI 410	AISI 304	AISI 410	AISI 316
40	Disc Nut	AISI 304	AISI 304	AISI 304	AISI 316
48	Hinge Pin *	A182 Gr.F6a	A182 Gr.F304	A182 Gr.F6a	A 182 Gr.F316
50	Split Pin	AISI 304	AISI 304	AISI 304	AISI 316
57	Hinge	A 216 Gr.WCB / A 515	A 352 Gr.LCB	A 217 Gr.C5	A 351 Gr.CF8M
58	Hinge Bracket	A 216 Gr.WCB / A 515	A 352 Gr.LCB	A 217 Gr.C5	A 351 Gr.CF8M
59	Lifting Hook	A105	A105	A105	A105

(3) Zinc coating

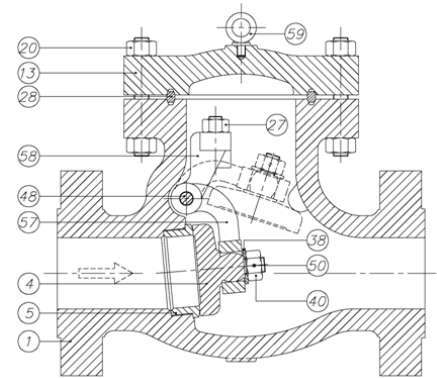
* It's also manufactured with Hinge Pin Passing through Body with Plug

** Standard constructions with Trim 8, 2 and 10, other options are available

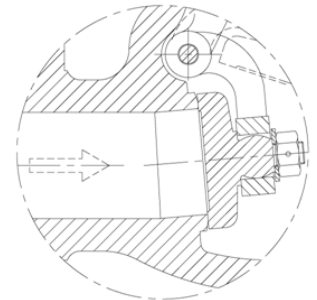
API 600 Trim No.	Nominal Trim	Stem / Backseat (1)	Seating Surface Body / Wedge
1	F6	13Cr	13Cr
2	304	18Cr-8Ni	18Cr-8Ni
3	F310	25Cr-20Ni	25Cr-20Ni
4	Hard F6	13Cr	Hard 13Cr
5	Hardfaced	13Cr	Co-Cr A (2)
5A	Hardfaced	13Cr	Ni-Cr
6	F6 and Cu-Ni	13Cr	13Cr and Cu-Ni
7	F6 and Hard F6	13Cr	13Cr and Hard 13Cr
8	F6 and Hardfaced	13Cr	13Cr and Co-Cr A (2)
8A	F6 and Hardfaced	13Cr	13Cr and Ni-Cr
9	Monel	Ni-Cu Alloy	Ni-Cu Alloy
10	316	18Cr-8Ni-Mo	18Cr-8Ni-Mo
11	Monel and Hardfaced	Ni-Cu Alloy	Ni-Cu Alloy and Trim 5 or 5A
12	316 and Hardfaced	18Cr-8Ni-Mo	18Cr-8Ni-Mo and Trim 5 or
13	Alloy 20	19Cr-29Ni	19Cr-29Ni
14	Alloy 20 and	19Cr-29Ni	19Cr-29Ni and Trim 5 or 5A
15	Hardfaced	18Cr-8Ni	Co-Cr A (2)
16	Hardfaced	18Cr-8Ni-Mo	Co-Cr A (2)
17	Hardfaced	18Cr-10Ni-Cb	Co-Cr A (2)
18	Hardfaced	19Cr-29Ni	Co-Cr A (2)

(1) and small internal parts that normally contact the service fluid

(2) Trademark material Stellite 6

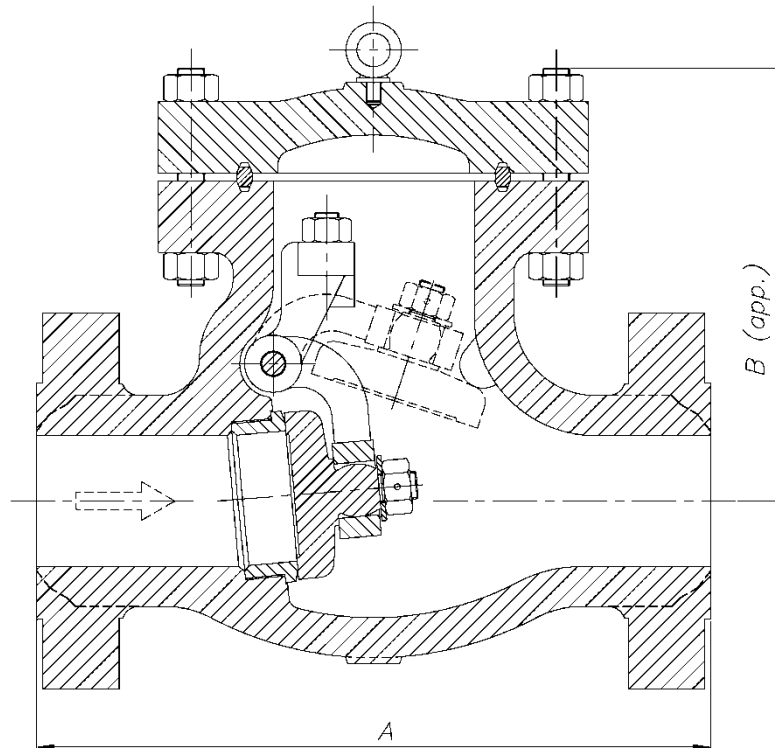


Stainless Steel Construction



DN	A (RF/BW)	B	WEIGHT
50 (2")	451	315	100
65 (2½")	508	345	185
80 (3")	578	380	225
100 (4")	673	410	370
125 (5")	794	495	595
150 (6")	914	560	805
200 (8")	1022	695	1320

(* Dimensions in mm and weight in kg
 For other sizes consult to the technical department.



DESIGN STANDARDS				
Valves design	BS 1868	API 6D	ASME B16.34	
End to End Dimensions	ASME B16.10	ISO 5752		
Flanged Dimensions	ASME B16.5	ISO 7005- Pat. 1	BS 3293	MSS SP-44
Buttweld Dimensions	ASME B16.25			
Visual Inspection	MSS SP- 55			
Marking	MSS SP-25	ISO 5209		
TESTS AND CERTIFICATES				
Pressure testing	API 598	ISO 5208	EN 12266-1	MSS SP-61
Others			CE	

Cv VALUES IN US Gallons/min			
DN	Cv	DN	Cv
50 (2")	60	125 (5")	425
65 (2½")	105	150 (6")	600
80 (3")	150	200 (8")	1050
100 (4")	250		

PRESSURE - TEMPERATURE (Standard Class According to ASME B16.34)				
Temp	MATERIAL			
	A216 WCB	A352 LCB	A217 C5	A351 CF8M (**)
°C	Bar	Bar	Bar	Bar
-29 to 38	255,3	239,1	258,4	248,0
95	232,5	226,0	256,7	213,2
150	226,0	219,8	246,7	192,6
205	218,4	212,6	243,2	177,1
260	206,4	200,5	229,1	164,7
315	188,4	183,6	208,4	155,4
345	185,0	180,2	202,6	153,0
375	183,6		195,7	149,5
400	173,6		181,9	147,1
425	141,9		175,0	145,4
450	92,3		166,4	144,0
485	59,3		127,5	143,0
510	35,5		94,4	133,0
540	17,9		68,6	120,6
565			49,6 *	118,5 *
595			34,1 *	105,1 *
620			21,4 *	81,6 *
650			11,7 *	63,7 *
675				50,6 *
705				40,3 *
735				33,1 *
760				26,2 *
790				20,0 *
815				14,1 *

* FOR WELD END VALVES ONLY. FLANGED END RATINGS TERMINATE AT 540°C

** A351 CF8M at temperatures over 538°C (1000°F) to be used only if Carbon contents is 0,04% or higher.